



## Probe Cabinets

### MSC Multi Sensor Cabinet

Our sturdy probe cabinets are the ideal storage solution for your styli configurations with MT/VAST and XXT adapter plates. The dimensions of the sheet metal cabinet are L 1000 x W 400 x H 2000 mm and they are lockable with a light gray finishing. Further accessories can be added.

#### **MSC MT/VAST with glass doors**

This probe cabinet contains five height adjustable rails that hold 30 MT/VAST probe sockets.

**Ord.Nr.: 626100-9025-100**

#### **MSC MT/VAST with sheet metal doors**

This probe cabinet contains five height adjustable rails that hold 30 MT/VAST probe sockets.

**Ord.Nr.: 626100-9025-000**

#### **MSC für DuraMax®**

This probe cabinet has been especially designed for operators of the DuraMax. It contains three height adjustable rails that hold 16 probe sockets for XXT adapter plates and two tool trays. On the bottom of the cabinet is a ground-level compartment with a carrying capacity of up to 60kg, where you can store your documents, fixtures or tools.

**Ord.Nr.: 626100-9026-000**





We make it visible.

# Design your own MSC



## 1. Choose the cabinet type

You can choose between the cabinet with glass doors and the standard type cabinet with metal doors. Both have a basic equipment of five level bars.

	Order-No.	Description	Qty.
	626100-9015-000	Probe cabinet MSC with metal doors, L 1000 x W 400 x H 2000 mm, without probe sockets , incl. 5 level bars	<input type="text"/>
	626100-9015-100	Probe cabinet MSC with glass doors, L 1000 x W 400 x H 2000 mm, without probe sockets , incl. 5 level bars	<input type="text"/>








## 2. Additions

Design the interior of your new MSC yourself and get exactly what you require.

	626100-8023-000	Ground level compartment, powder-coated, max. carrying capacity: 60kg, width 990 mm	<input type="text"/>
	626100-8024-000	Additional level bar effective width max. 930 mm	<input type="text"/>

## 3. Combining probe sockets and accessories

Equip your MSC with various probe sockets, probe pallets or the convenient tool tray.

	626100-8011-010	Probe socket MT/VAST for MSC width 100 mm	<input type="text"/>
	626100-8012-000	Probe socket ST/ST3 for MSC width 80 mm	<input type="text"/>
	626100-8013-000	Probe socket DSE for MSC width 130 mm	<input type="text"/>
	626100-8014-000	Probe socket RDS for MSC width 100 mm	<input type="text"/>
	626100-8015-000	Probe socket XXT for MSC width 50 mm	<input type="text"/>
	626100-8021-000	Pallet for 67 styli M5 for MSC width 287 x deth 205 mm	<input type="text"/>
	626100-8022-000	Tool tray for MSC width 210 x depth 105 mm	<input type="text"/>

## 4. Order via Fax: +49 7361 6336 29

Name :	Dept. :
Comp. :	Zip/Loc :
Street :	Email :
Phone :	Fax :

### Carl Zeiss

3D Automation GmbH

Carl-Zeiss-Str.32

73431 Aalen / Germany

Phone: +49 7361 6336 0

Fax: +49 7361 6336 29

Email: orders@3d-net.de

Internet: www.probes.zeiss.com